

Contour Hardening Bevel, Hypoid, and Pinion Gears

TSH technology is an advanced induction hardening process that was specifically developed to reduce overall cost and to replace thermo-chemical heat treating processes.

By Semyon Brayman, Anatloy Kuznetsov, Sergey Nikitin, Bob Binoniemi, and Valery Rudnev



TRADITIONAL GEAR HEAT TREATMENT INVOLVES GAS CARBURIZING IN BATCH OR CONTINUOUS FURNACES FOR AN EXTENDED TIME, AND THEN OIL QUENCHING. THE GEARS ARE TYPICALLY LOW TEMPERATURE FURNACE TEMPERED FOR A MINIMUM OF ONE HOUR AT TEMPERATURE. AFTER CARBURIZATION THE CARBON CONTENTS OF THE CASE REGION ARE TYPICALLY WITHIN THE RANGE OF 0.7-1.0 PERCENT C. SURFACE HARDNESS RANGE IS 58-63HRC. POST HEAT TREAT PROCESSING MAY INCLUDE GRINDING AND SHOT PEENING TO IMPROVE FATIGUE STRENGTH.

Over the years gear manufacturers have gained knowledge about improving the quality of heat-treated parts using lean and environmentally friendly technologies such as induction hardening that can be easily automated and incorporated into manufacturing cell, allowing individual gear traceability. Gear performance characteristics (including load condition and operating environment) dictate the required surface hardness, core hardness, hardness profile/pattern, residual stress distribution, grade of steel, and its prior microstructure [1-3].

Encircling inductors (spin hardening) are typically used for medium- and fine-sized teeth gears suitable for induction hardening. A major goal of induction gear hardening is to provide a fine-grain martensitic layer on specific areas of the part. The remainder of the part is unaffected by the induction process. Hardness, wear resistance, contact fatigue, and impact strength increase, improving load-carrying capacity to handle higher speeds and torques.

Another goal of induction gear hardening is to form considerable compressive residual stresses at the surface and within the case depth. Compressive stresses help inhibit crack development and resist tensile bending fatigue. External and internal spur gears, worm gears, racks, shafts,

and sprockets are among the parts that are routinely induction hardened.

There was a commonly accepted belief that not all gears and pinions are well suited for a conventional induction hardening. Hypoid and bevel gears, spiral bevel automotive, and commercial pinions as well as non-circular gears used to be induction hardened rarely because of their geometric complexity, so they were typically carburized. Recent developments have changed this situation.

As an example, fig. 1 shows three examples of surface hardened gear-like components using induction. Helical bull gears, spiral bevel gears, journal crosses, crown wheel-style hypoid ring gears, bearings, and helical side gears are also among components that have been successfully induction surface hardened using novel technology.

NOVEL DEVELOPMENTS

The Michigan-based ERS Engineering Corp. has worked with its European partners to develop unique steel metallurgy and processes that allow the replacement of carburizing with induction hardening for a wide range of complex-shaped components, including parts previously thought to be impossible to induction harden. Inductoheat has been chosen by ERS Engineering to be their exclusive manufacturer of induction heat-treating systems for TSH technology in the North American market.

TSH technology is a synergistic combination of low hardenability (LH) advanced steels and superior induction hardening techniques. TSH steels were successfully used in Europe for more than a decade. However, recent breakthroughs in further excelling TSH




Fig. 1: Complex gear-like components that used to be difficult to harden by conventional induction hardening. In the past all of these parts used to be carburized, but not any more.

Steel	C	Mn	Cr	Ni	Si	Cu	S	P
60LH	0.55-0.63	0.1-0.2	< 0.15	< 0.25	0.1-0.3	< 0.3	< 0.04	< 0.04
80LH	0.77-0.83	0.1-0.2	< 0.25	< 0.25	0.1-0.25	< 0.3	< 0.04	< 0.04

Table 1: A comparison of the typical chemical composition (%) of two low hardenability TSH steels.

steels substantially widens the range of their applications. TSH steels can be substituted for more-expensive standard steels typically used for conventional induction hardening or carburizing grades.

TSH steels are characterized by reduced tendency for the grain growth during gear heat-

ing into the hardening temperature range, and they have significantly less alloying elements such as manganese, molybdenum, chromium, and nickel, making them less expensive than the majority of conventional alloy and low alloy steels. Their chemical composition and process specifics provide fine-grain

martensite with extremely high compressive stresses at the tooth surface and within the case depth. Different applications may call for slightly different steel chemical compositions and process recipes. As an example, Table 1 shows two of the most typical compositions of the TSH steels (60LH and 80LH).




Fig. 2: With TSH technology, complex-shaped components are induction hardened using low or medium frequencies and rapidly quenched, resulting in contour-like induction hardening patterns. Notice an uninterrupted hardness patterns on complex-shaped geometry parts. (Courtesy of ERS Engineering Corp.)

Element	%
C	0.79
Mn	0.06
Cr	0.17
Ni	0.06
Al	0.0089
Cu	0.04
Ti	0.085
Nb	< 0.008
V	< 0.008
Mo	< 0.02
Si	0.08
S	0.015
P	< 0.005

Table 2: Chemical composition of the spiral bevel side gear that is shown on Figure 2, left. (Study was conducted by STORK® Climax Research Services, Inc.)



eldec Induction USA

GEAR EXPO 2011 BOOTH #615



eldec

Glowing Innovations.


SDF®: HEAT, Where You Need It!

See us at AGMA GearExpo in Cincinnati
Or Call Today!


Set Your MIND to Business!

• eldec Induction USA •
3355 Bald Mountain Road • Auburn Hills, MI 48326
Telephone: 248.364.4750 • Fax: 248.364.4751
www.eldec-usa.com

SINTERED METAL PARTS



THE RARE COMBINATION OF SMALL INTRICATE POWDERED METAL PARTS AND WORLD CLASS MANUFACTURING



Over 45 Years
of Customer
Satisfaction

GEARING • AGMA Quality 8 Can Be Guaranteed
• Specializing in Fine Pitch Gearing – 120 Diametral Pitch

ALLIED SINTERINGS, INC.

29 Briar Ridge Road • Danbury, CT 06810 • TEL: 203.743.7502 • FAX: 203.743.2538
TOLL FREE: 1.877.875.0464 • www.alliedsinterings.com

In the past it was practically impossible to induction harden parts shown on figs. 1 and 2 due to a combination of shape complexity and sizes. Now it is possible to get those stunning uninterrupted hardness patterns by using a simple operation: induction through heating using low frequency inverters, and spray quenching in water. Notice that the hollow shaft (fig. 2, at left) was induction hardened on OD, ID, and the teeth region using a single operation, producing an uninterrupted case hardness pattern. There are several important factors associated with TSH technology:

- TSH technology is a cost effective process. Steels are relatively inexpensive, having significantly smaller amounts (3-8 times less) of alloying elements such as manganese, molybdenum, chromium, nickel, etc., compared to traditionally used alloy and low alloy steels.
- Formation of fine-grain and, in some cases, even ultra-fine grain martensitic structures within the case depth. This allows improving both: toughness and strength of induction hardened components at the same time. Core structure is a mixture of bainite and pearlite resulting in a good combination of core ductility and strength.
- With TSH technology components are usually through heated or partial heated (depth of heating needs to be 2-3x deeper than required harden depth) and then are rapidly quenched. The hardened depth is mainly controlled by the steel's chemical composition. Even though, components made from TSH steels are often heated through, their limited hardenability allows obtaining well-defined hardness case depth with well-controlled crisp hardness pattern having minimum case hardness deviations even when hardening complex-geometry parts.
- Formation of high magnitude of the desirable compressive surface residual stresses (up to 600 Mpa/85ksi).
- TSH technology provides improved repeatability and reduced process sensitivity. It is far less sensitive than conventional induction hardening to imperfections of a part's positioning during heating (for example, a part wobbling due to a bearing wear when the component rotates during the heat cycle). The process is much more repeatable and robust because the hardened depth is primarily controlled by the steel's chemical composition.
- TSH steels allow using low and medium induction hardening frequencies (1kHz to 15kHz) compared to similar conventional

induction contour hardening processes that require much higher frequencies, and in some cases even dual frequencies. This helps to reduce equipment capital cost (including the reduction of the cost of power supply). An ability to avoid high frequencies improves a quality of heat-treated components by dramatically reducing the probability of overheating the edges, tips, and corners that could occur due to electromagnetic end effect and proximity effect when RF heating frequencies are used.

Table 3 shows a chemical composition of inductively hardened helical gear shown on fig. 3. (The study was conducted by STORK® Climax Research Services, Inc.)

The Solution



ALD Thermal Treatment, Inc.



Providing the finest metallurgical services in a wide variety of markets through Vacuum Treatments and specialized gas quenches.

LEADERS IN THE CONTROL OF DISTORTION

Vacuum Carburizing with High Pressure Gas Quenching
Plasma Carburizing • Vacuum High-Temperature -
Solution Nitriding • Vacuum Hardening • Vacuum Brazing
Annealing • Normalizing • Cryogenic Treatments
Measurement and Testing

GLOBAL SERVICE CENTERS

- **Limbach - Oberfrohna**
Germany
- **Port Huron, Michigan**
USA
- **Ramos Arizpe, Coahuila**
Mexico



www.aldtt.net
www.ald-vt.de

Photo: Buderus Edelstahl GmbH

Michael Pode (Sales)
Robert Peters

803-546-6686 or mpode@aldtt.net
803-600-8052 or rpeters@aldtt.net

CASE STUDY

When induction hardening appreciable sized gears (for example, the helical gear shown in fig. 3) utilizing conventional induction technology, and in order to obtain the contour-like austenitized surface profile required for achieving correspondent contour-like hardness pattern, it would be necessary using medium or high frequencies and a large amount of heating power applied for a very short time (for example, a few seconds).

As stated above, with TSH technology components are usually through heated or partial heated (depth of heating needs to be 2-3x deeper than required harden depth) and then they are rapidly quenched. The hardened depth is mainly controlled by the steel's chemical composition. Even though components made from TSH steels are often heated through, their limited hardenability allows obtaining well-defined and crisp hardness case depth with well-controlled hard-




Fig. 3: Helical gear induction hardened according to TSH technology. (Courtesy of ERS Engineering Corp.)

ness pattern, having minimum case hardness deviations even when hardening complex-geometry parts.

Therefore, in contrast to conventional induction hardening processes, the coil power requirement thanks to TSH Technology is dramatically reduced, since it does not demand having short heat times nor it does not require formation of a traditionally needed contour-like austenitized surface layer prior to quench-

ing. Low hardenability of TSH steels assures obtaining such patterns (fig. 4), permitting the use of lower power and lower frequency inverters.

CONCLUSION

The TSH technology is an advanced induction hardening process that was specifically developed to reduce overall cost and to replace thermo-chemical heat treating processes



GEARING AHEAD TO MEET INDUSTRY'S DEMAND FOR PRECISION

--Serving--

Aircraft • Aerospace • Actuation Instrumentation • Optic Robotics • Radar • Medical Marine • Defense • Experimental Prototype • Production Hi-Performance Automotive



Precision Gear Products (up to AGMA Q14):
Spur Gears, Helical Gears, Worm Gears, Anti-Backlash Gears, Cluster Gears, Clutch Gears, Face Gears, Planetary Gears, Gear Assemblies, Gear Boxes, Bevel Gears, Miter Gears, Metric Gears, Internal Gears, Idler Gears, Gear Rack & Pinion, Worms, Wormshafts, Splines, Spline Shafts, Serrated Shafts.

STD Precision Gear & Instrument, Inc.
318 Manley St. Unit 5 • West Bridgewater, MA 02379
(888) STD-GEAR or (508) 580-0035
Fax (888) FAX-4STD or (508) 580-0071
E-mail info@stdgear.com
Web site: www.stdgear.com

RPI Repair Parts, Inc.

2415 Kishwaukee St. - Rockford, IL 61104

WE SPECIALIZE IN:
Barber-Colman Gear Cutting and Hob Sharpening Equipment Used, Reconditioned or Rebuilt

OEM Services
Atlantic Van Norman Mills
• Atlantic Jig Borer

*Hob & Shaper Cutter Resharpening
Barber-Colman Hobbing & Hob Sharpening Machinery
Sunstrand Mills, Lathes and Omnimills*



REPAIR PARTS

Phone: 815-968-4499
Fax: 815-968-4694

email: rpi@repair-parts-inc.com
www.repair-parts-inc.com

Element	%
C	0.77
S	0.014
P	< 0.005
Si	0.08
Mn	0.06
Cr	0.17
Ni	0.06
Mo	< 0.02
V	< 0.008
Al	0.0088
Cu	0.04
Ti	0.09
Nb	< 0.008

Table 3: Chemical composition of inductively hardened helical gear shown on Figure 3. (Study was conducted by STORK® Climax Research Services, Inc.)

such as carburizing, carbonitriding, nitriding, or furnace direct hardening. TSH is well-suited for induction surface hardening helical bull gears, spiral bevel gears, crown wheel-style hypoid ring gears, helical side gears, and other gears and gear-like components. Its benefits are particularly noticeable when induction case hardening medium and large complex-shaped components.


Applicability of the TSH technology is not limited to gears. Bushings, transmission shafts, king pins, ball joints, driveshaft and differential crosses, and bearings are also good candidates. Components heat-treated utilizing TSH technology have superior metallurgical structures. They are stronger and more durable than some made of conventionally heat-treated standard steels. TSH is a cost-effective technology that is lean, green, and allows for individual gear traceability. 



Fig. 4: Induction harden pattern (zoomed) of large helical gear shown in fig. 3.

REFERENCES:

- 1) V.Rudnev, D.Loveless, et.al., Handbook of Induction Heating, Marcel Dekker, NY, 2003.
- 2) K.Shepelyakovskii, Induction Surface Hardening of Parts, Mashinostroenie, Moscow, 1972.
- 3) ERS Engineering Inter-Company Report, 2010.

ABOUT THE AUTHORS:

Semyon Brayman, Anatloy Kuznetsov, Sergey Nikitin, and Bob Binoniemi are with the ERS Engineering Corp. Go online to [www.ersengine.com]. Valery Rudnev is with Inductoheat, Inc. Learn more by visiting [www.inductoheat.com].

The Walker EDGE

What Our Customers Tell Us!

“WFI parts machine better”

“Friendly people - easy to work with”

***“Better dimensional control,
part to part and lot to lot”***

“Increased productivity”

*“Better tool life due to the
consistent hardness range”*

“Fewer machine adjustments from lot to lot”

“Less stock variation”

“Consistent on time delivery”



QUALITY

CORPORATE HEADQUARTERS

Walker Forge, Inc.

222 East Erie Street, Suite 300

Milwaukee, WI 53202

414-223-2000 Fax 414-223-2018

WalkerForge.com



A member of the Forging Industry Association since 1950