



Line Frequency System for FluxManager™ Technology Pipe End Stress Relieve


The **Ross™** line frequency system will induction stress relieve pipe ends after swaging and prior to threading. Our rugged design is compatible with most existing pipe handling systems. FluxManager™ technology achieves rapid stress relieving to extend useful life of pipe by optimizing yield strength characteristics.

Features/Benefits:

- FluxManager™ technology enables deep and uniform temperature distribution, both laterally and longitudinally along specified length of pipe end.
- Quick Change tooling to handle full range of diameter, wall thickness and heated length.
- Self contained and easy to relocate within the plant as equipment and floor layouts are updated.
- Fast, precise and efficient heating.
- Uses only 25-65% of power and time compared to conventional induction heater power due to FluxManager™ technology.
- SCR controller for power profile and heat time control.
- Eliminates issues related to “cold nose” or cold tip of pipe with use of FluxManager™ technology.

FluxManager™ Technology

- Reduce tooling as a broader ranger of pipe diameter can be processed with the same induction heating coil
- Adjustable to accommodate different pipe diameter and wall thickness
- Corrects for “edge effect” at pipe end in order to obtain highly uniform (less than +/- 50°F) temperature.



Heavy-duty induction coil - table mounted

General Purpose

FluxManager™ technology is appropriate for a broad range of applications including preheat for welding, removal and cure of coatings, warm forming pipe ends and heating of aluminum log tips prior to extruding.

Rugged Tooling


Heavy duty water cooled and mechanically reinforced inductor coil. The coil interior is protected with heavy woven silica fabric insulation rated for 1500° F (815° C). Built with a removable and cleanable spring type non-ferrous metallic liner.

Leading the world in induction heating technologies.


Line Frequency System for FluxManager™ Technology Pipe End Stress Relieve

Specifications:

Standard Power Ratings (Other sizes available upon request.)	165 kVa, 50/60 Hz, Single Phase		
Cooling System	Standard water-to-water recirculation system.		
Pipe Size (Other sizes available upon request.)	3.5 - 7" (90-180mm)	7 - 12" (180-305mm)	12 - 18.5" (300-470mm)
Complete Coil Assembly	CA-7	CA-12	CA-20
Coil Winding Module	WM-7	WM-12	WM-20
Shipping Weight	Transformer/Controls: 1200 lbs. (545kg) Coil Table: 600lbs. (270kg)		
Transformer/Controls Dimensions Width x Depth x Height	40" x 60" x 60" (1000mm x 1525mm x 1525mm)		
Coil Table Dimensions (Fixed Height) Width x Depth x Height	18" x 36" x 40" (460mm x 915mm x 1000mm)		
Plant Water Requirements	25 gpm @ 50psi @ 110°F max. 100 lpm @ 3 bar @ 43°C max. To extract-150,000 Btu/Hr		
Plant Air Requirements	1 cfm @ 50 PSI (0.1cubic meter per min. @ 3 bar)		
Input Voltage (standard)	440, {460/480} volts.		
Input Voltage Options (international)	380, 400, 575 volts (Specify in advance).		
Safety Features	Extruded aluminum and expanded metal trim.		
Options/Accessories	Infrared temperature monitoring. Energy monitor, Movable table, Shuttle table.		
*Specifications are subject to change without notice.			



Thermography available to validate tooling and temperature uniformity on customer product prior to shipment



Slotted inductor allows infrared temperature detection for "in process" control



AISI 8630 Modified. 20°F range observed along the last 10" of the pipe end.

Sample Only: Each application is validated separately due to different thickness, length & temperature requirements.



ISO 9001:2000 Certified