

InductoForge™ Billet Heater Tractor Infeed Drive Options


The heavy-duty tractor chain drive in-feed system pushes billets through the induction coil line at an accurate controlled speed. This drive system combines the advantages of a pinch roll drive-easy automatic adjustment to billet size-with the extended billet gripping surface area of the tractor drive.

Features/Benefits:

- The heavy-duty reduction gear box drives both the top and bottom chain that is controlled by an extremely accurate AC variable frequency motor drive.
- A pneumatic cylinder lowers the upper chain drive to “pinch” the billets.
- A key safety feature is a lost-motion detector that will shut down the system’s power supply if the billets stop for any reason.
- The extended upper and lower chain assembly allows for greater billet surface contact which greatly reduces slippage.
- The drive includes an in-feed conveyor that operates 1.5 to 2X faster than the drive chains to avoid billet gaps.
- Grips either round or RCS billets

Heavy-Duty, Multi-Strand Chain Infeed Conveyor

The Tractor Chain Drive's in-feed conveyor has adjustable side plates for a wide range of billet diameters. This keeps billets centered in the conveyor for proper feeding to the chain drive assembly. The conveyor is driven by the main gear box and uses the same drive motor.



Heavy-duty twin chain tractor infeed drive

Flexible Design For Long Life Performance

The tractor drive is equipped with a pneumatically positioned upper chain assembly that automatically adjusts for different billet diameters. This provides for quick change-over resulting in improved productivity. The upper drive assembly is spring loaded to allow for small diameter variations from part to part without affecting the feed rate.

InductoForge™


Billet Heater Tractor Infeed Drive Options

SPECIFICATIONS:

Model #	Diameter
NP200	0.8" to 6" (20mm to 150mm)
NP800	1" to 7" (25mm to 180mm)



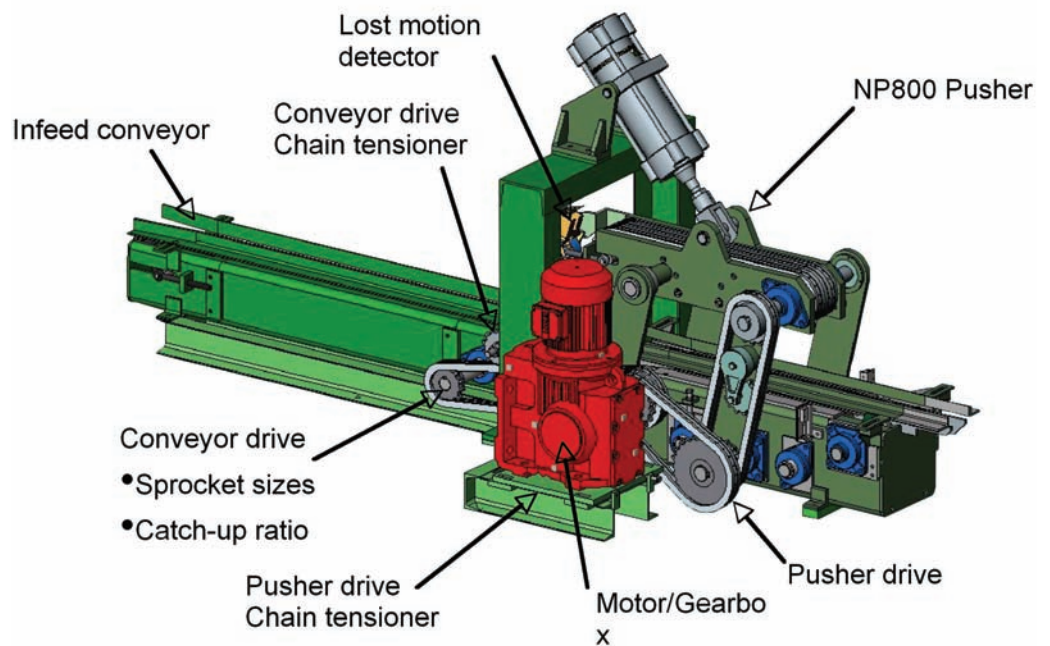
InductoForge™ modular billet heating system



Tractor Drive/Billet push-out device



Close-up of heavy-duty twin chain tractor infeed drive



ISO 9001:2000 Certified

©2007 Inductoheat, Inc. All Rights Reserved. 200 02/07 BULLETIN F-71